

SERVICE NOTES

Dec 7th, 2002

Page 1 of 2

FILE TITLE

Signa Ovation System

SN62711A

PP Bottom Bracket and Hose Panel Installation



Overview:

One blower cooling cabinet is introduced from Oct, 2002.

Since the one blower cabinet only uses one hole, it is necessary to close other three unused hole with blind plate. Perform this procedure before installing Penetration Panel(2nd day of Installation Flowchart.).

Procedure:

1. Install the PP Bottom bracket to Penetration Panel with five screws which are included in PEN WALL Assy.



Screws

PP BOTTOM BRACKET

Illustration 1

SERVICE NOTES

Dec 7th, 2002

Page 2 of 2

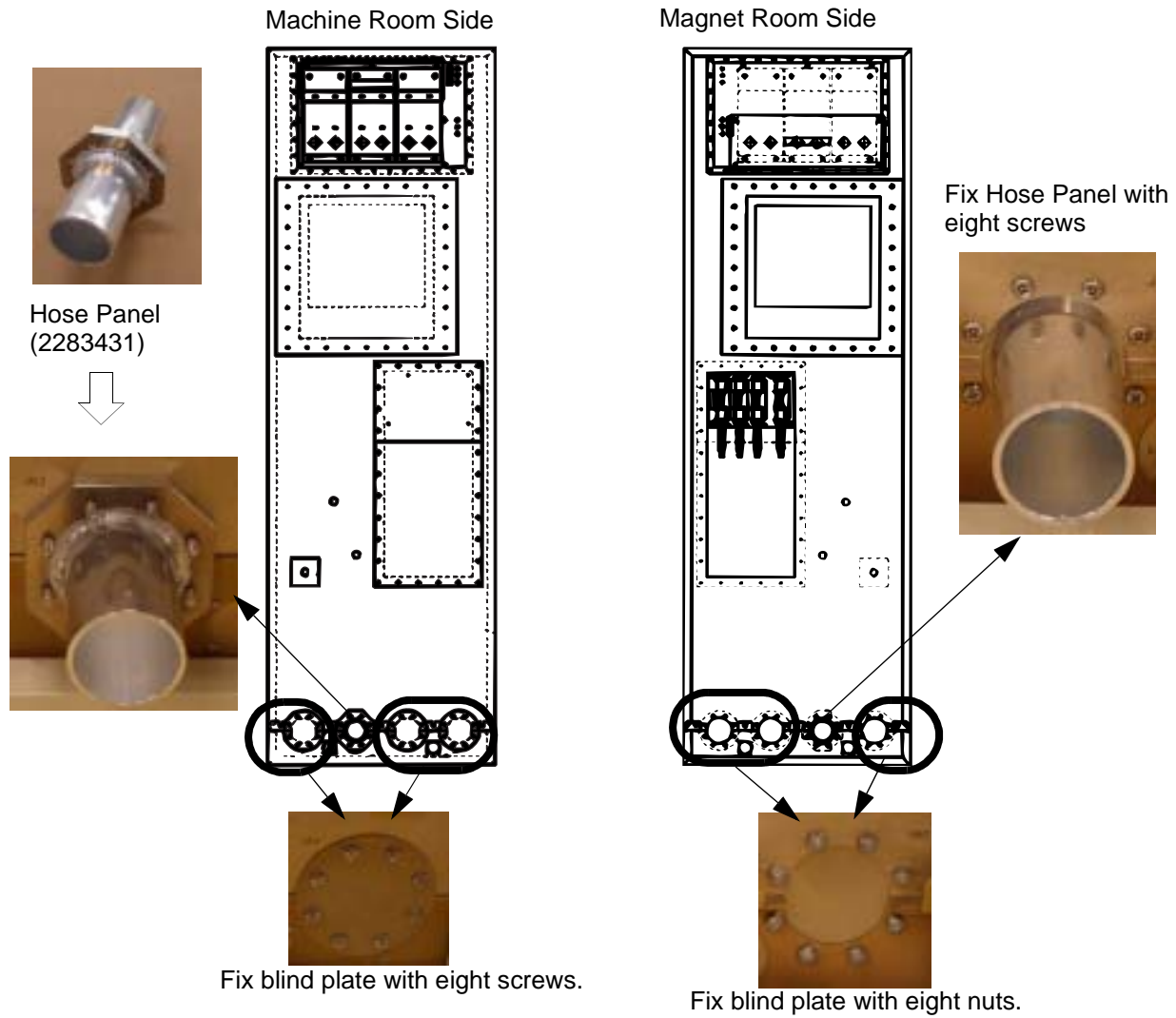
FILE TITLE

Signa Ovation System

SN62711A

Procedure (continued):

2. Install blind plate and Hose Panel according to following the illustration.



(Blind plate, screws, and nuts are included in Pen Wall Assy.)

HOSE PANEL AND BLIND PLATE INSTALLATION

Illustration 2

Yutaka Masumo
GEYMS TP Gr. -MR