

# SERVICE NOTES

July 8th, 2002

Page 1 of 4

FILE TITLE

Signa Ovation System

SN62707

## rtBC(Real Time Blurring Cancellation) Scan Problem with MFO2 M3 Software

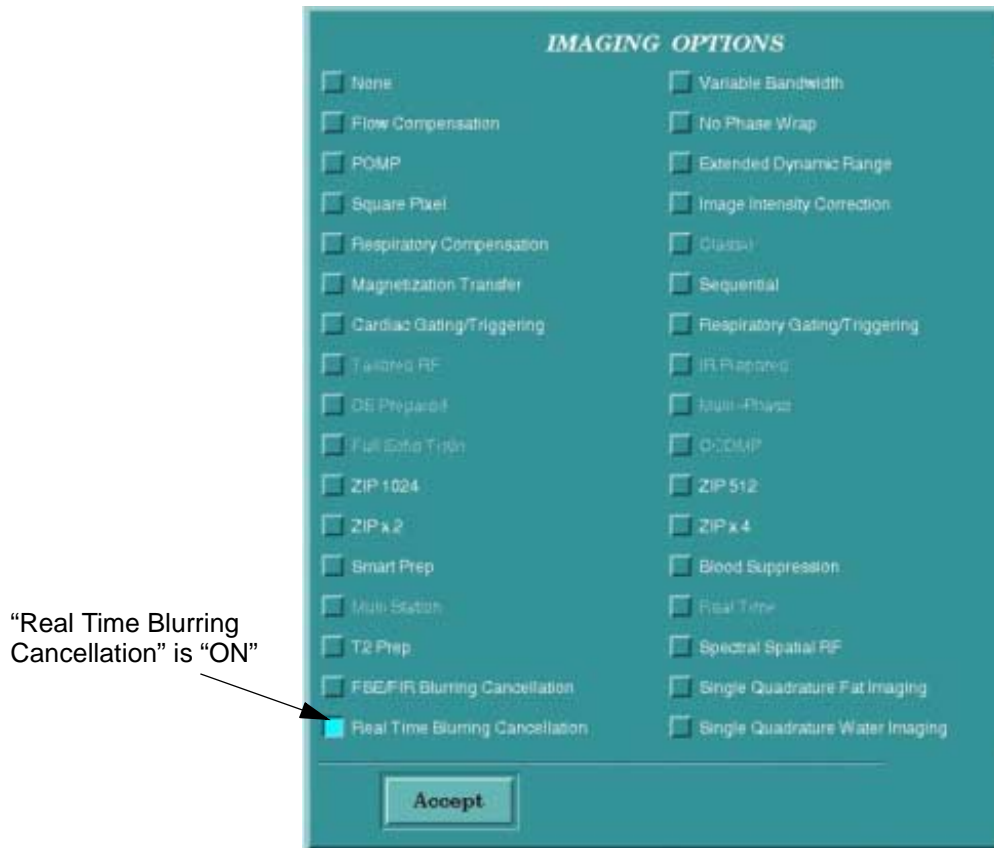
### Effectivity:

Signa Ovation Systems with MFO2 M3 Software(2283543-3).

### Problem:

rtBC Scan is stopped if the following procedure is performed.

- Set "Real Time Blurring Cancellation" of Imaging Options to "ON".
- Auto Prescan and Manual Prescan are performed.
- Scan is stopped after [Scan] button is clicked.



IMAGING OPTION  
Illustration 1

# SERVICE NOTES

July 8th, 2002

Page 2 of 4

FILE TITLE

Signa Ovation System

SN62707

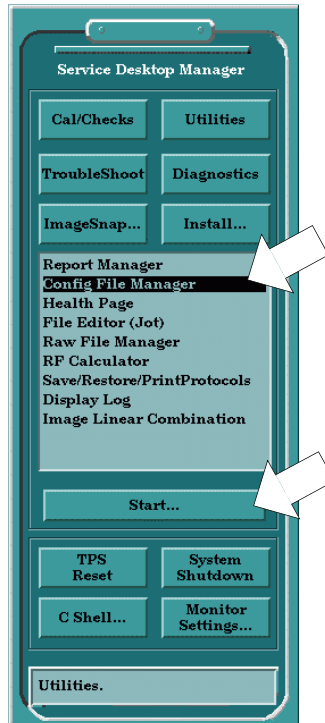
## Solution:

1. Click [Service Desktop]..



**SERVICE DESKTOP**  
Illustration 2

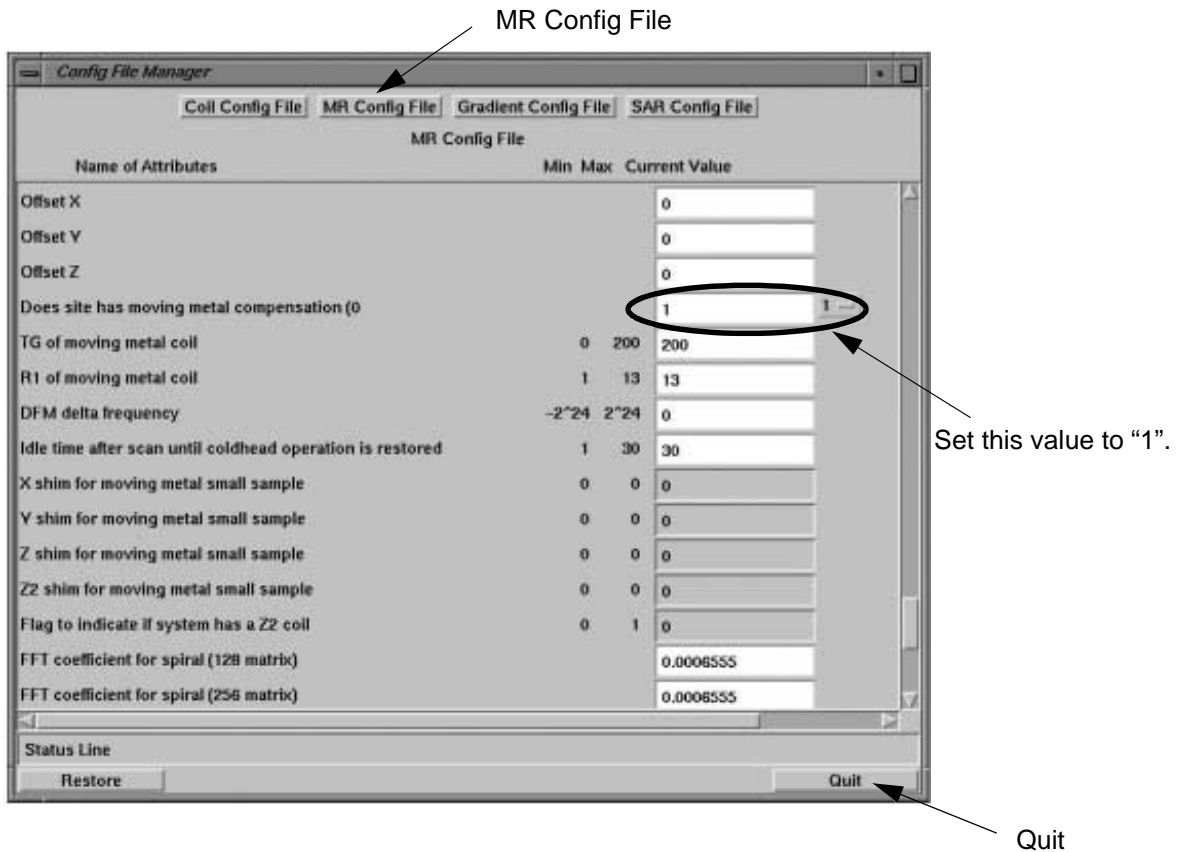
2. Select "Config File Manager" and Click [Start....]



**SERVICE DESKTOP MANGER**  
Illustration 3

### Solution (continued):

3. Click [MR Config File].
4. Set "Does site has moving metal compensation" to "1".
5. Click [Quit] button.



### SERVICE DESKTOP MANGER

Illustration 4

6. Click [Yes].



### REALLY QUIT

Illustration 5

# SERVICE NOTES

July 8th, 2002

Page 4 of 4

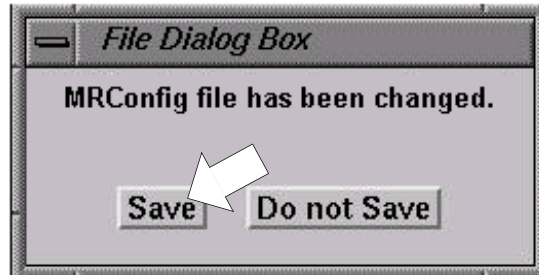
FILE TITLE

Signa Ovation System

SN62707

## Solution (continued):

7. Click [Save].



**FILE DIALOG BOX**  
Illustration 6

8. Reboot the system.
9. Check that rtBC Scan can be performed.

This problem will be solved after MFO2 M4 Software

Yutaka Masumo  
**GEYMS TP Gr. -MR**