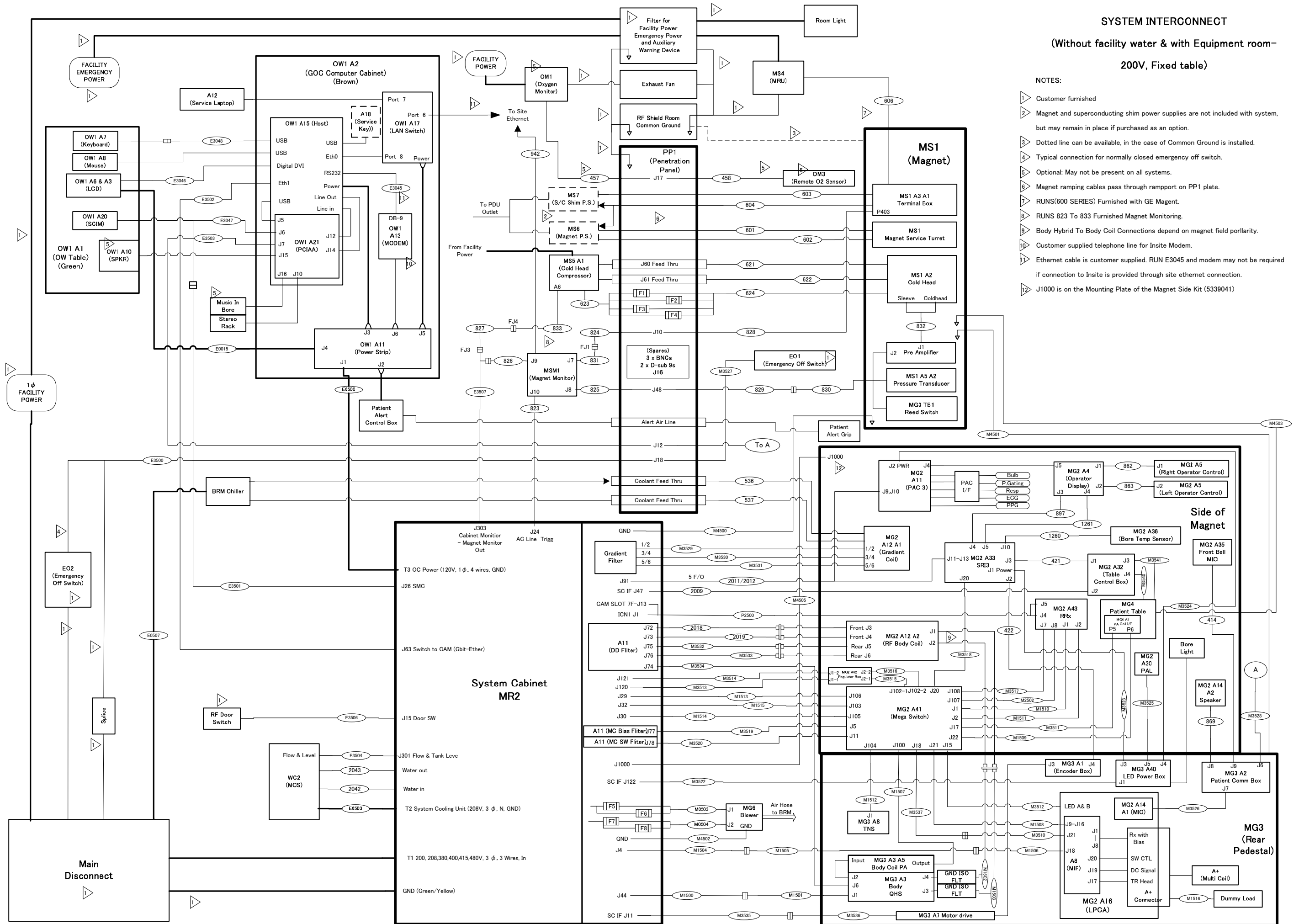


**SYSTEM INTERCONNECT**

(Without facility water & with Equipment room-  
200V, Fixed table)

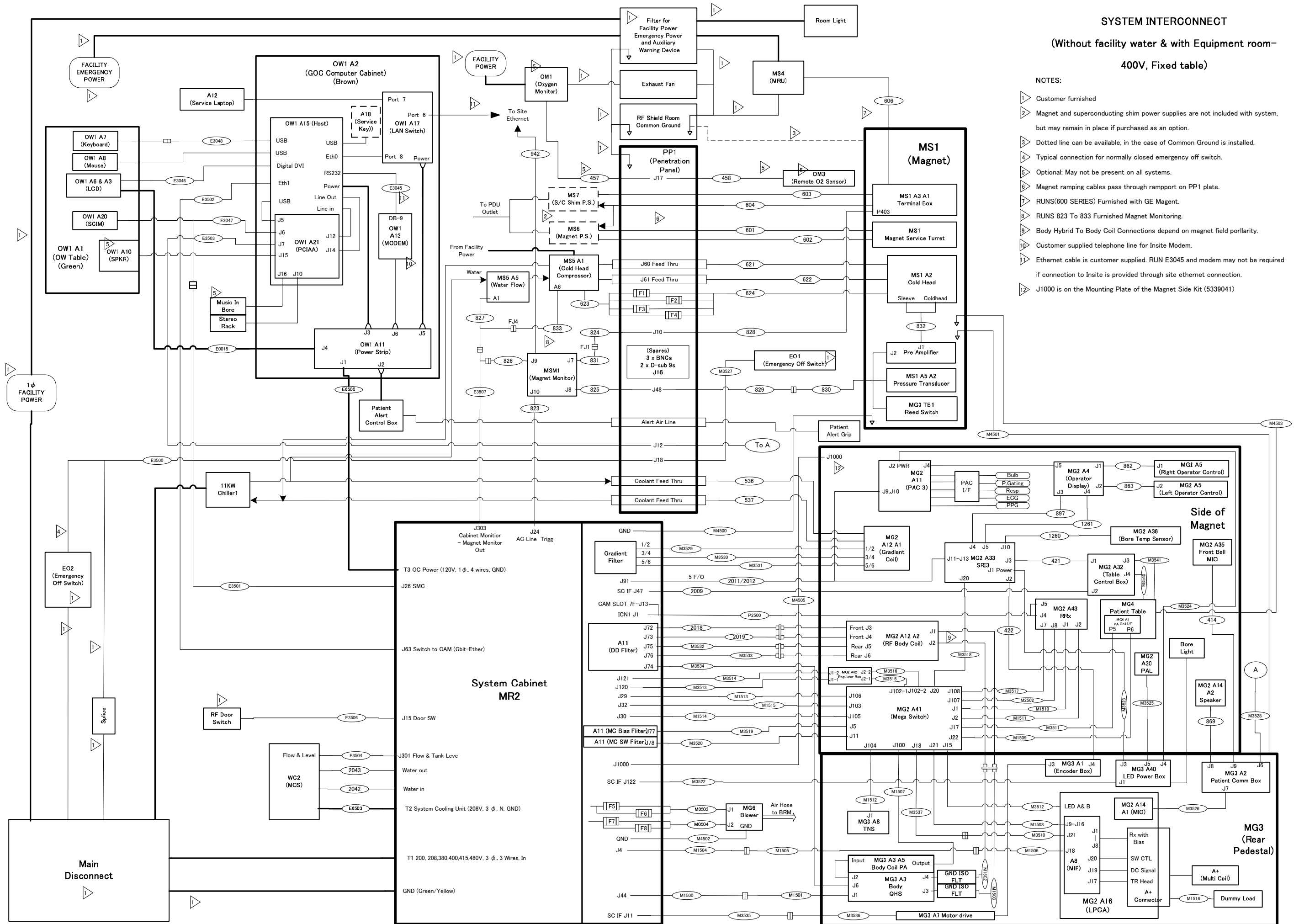
**NOTES:**

- 1 Customer furnished
- 2 Magnet and superconducting shim power supplies are not included with system, but may remain in place if purchased as an option.
- 3 Dotted line can be available, in the case of Common Ground is installed.
- 4 Typical connection for normally closed emergency off switch.
- 5 Optional: May not be present on all systems.
- 6 Magnet ramping cables pass through rampout on PP1 plate.
- 7 RUNS(600 SERIES) Furnished with GE Magent.
- 8 RUNS 823 To 833 Furnished Magnet Monitoring.
- 9 Body Hybrid To Body Coil Connections depend on magnet field porllarity.
- 10 Customer supplied telephone line for Insite Modem.
- 11 Ethernet cable is customer supplied. RUN E3045 and modem may not be required if connection to Insite is provided through site ethernet connection.
- 12 J1000 is on the Mounting Plate of the Magnet Side Kit (5339041)



**SYSTEM INTERCONNECT**  
 (Without facility water & with Equipment room-  
 400V, Fixed table)

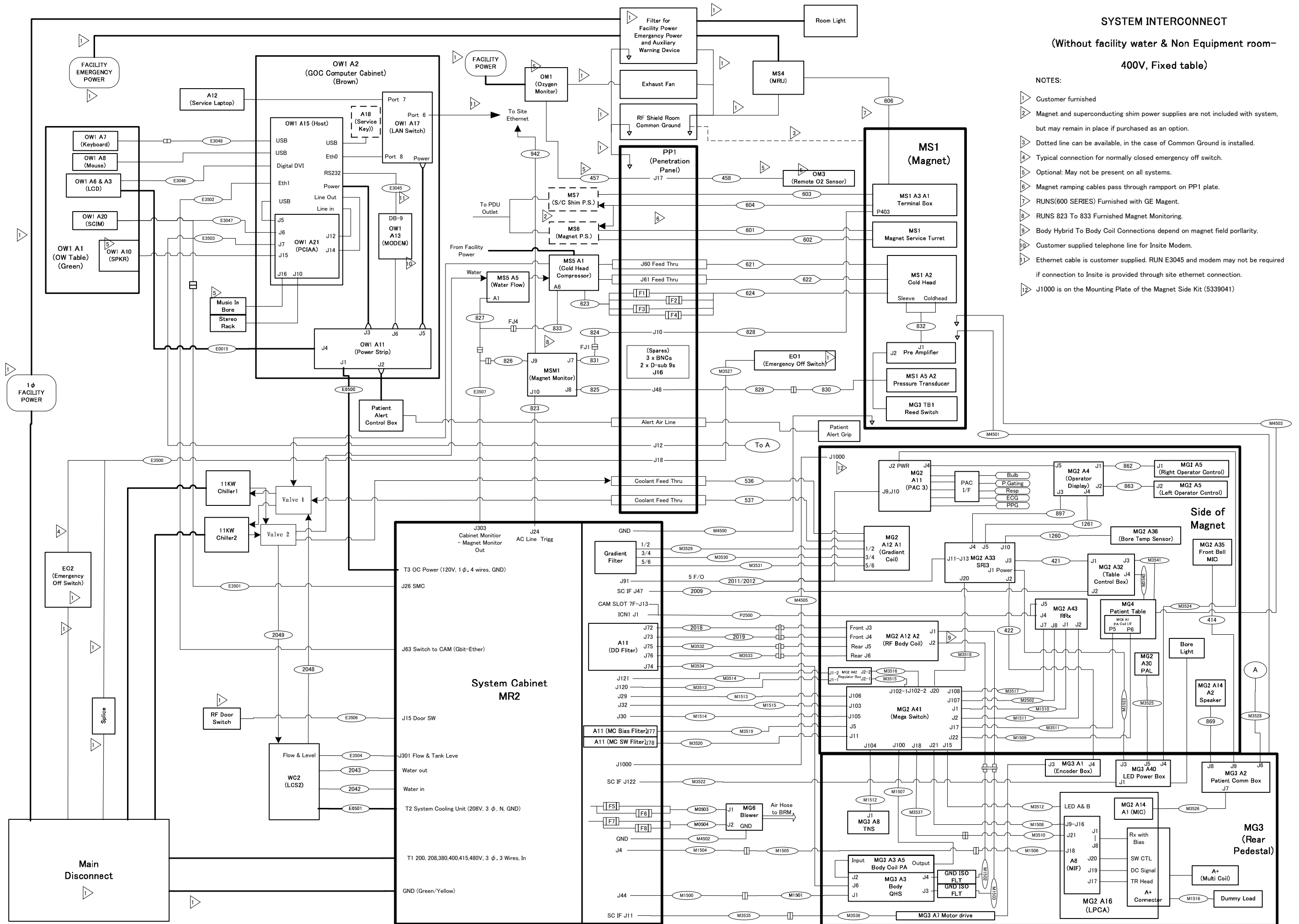
- NOTES:
- 1 Customer furnished
  - 2 Magnet and superconducting shim power supplies are not included with system, but may remain in place if purchased as an option.
  - 3 Dotted line can be available, in the case of Common Ground is installed.
  - 4 Typical connection for normally closed emergency off switch.
  - 5 Optional: May not be present on all systems.
  - 6 Magnet ramping cables pass through rampout on PP1 plate.
  - 7 RUNS(600 SERIES) Furnished with GE Magent.
  - 8 RUNS 823 To 833 Furnished Magnet Monitoring.
  - 9 Body Hybrid To Body Coil Connections depend on magnet field porllarity.
  - 10 Customer supplied telephone line for Insite Modem.
  - 11 Ethernet cable is customer supplied. RUN E3045 and modem may not be required if connection to Insite is provided through site ethernet connection.
  - 12 J1000 is on the Mounting Plate of the Magnet Side Kit (5339041)



**SYSTEM INTERCONNECT**

(Without facility water & Non Equipment room-  
400V, Fixed table)

- NOTES:
- 1 Customer furnished
  - 2 Magnet and superconducting shim power supplies are not included with system, but may remain in place if purchased as an option.
  - 3 Dotted line can be available, in the case of Common Ground is installed.
  - 4 Typical connection for normally closed emergency off switch.
  - 5 Optional: May not be present on all systems.
  - 6 Magnet ramping cables pass through rampout on PP1 plate.
  - 7 RUNS(600 SERIES) Furnished with GE Magent.
  - 8 RUNS 823 To 833 Furnished Magnet Monitoring.
  - 9 Body Hybrid To Body Coil Connections depend on magnet field porllarity.
  - 10 Customer supplied telephone line for Insite Modem.
  - 11 Ethernet cable is customer supplied. RUN E3045 and modem may not be required if connection to Insite is provided through site ethernet connection.
  - 12 J1000 is on the Mounting Plate of the Magnet Side Kit (5339041)



**SYSTEM INTERCONNECT**  
(With facility water & Non-equipment room, Fixed table)

- NOTES:**
- 1 Customer furnished
  - 2 Magnet and superconducting shim power supplies are not included with system, but may remain in place if purchased as an option.
  - 3 Dotted line can be available, in the case of Common Ground is installed.
  - 4 Typical connection for normally closed emergency off switch.
  - 5 Optional: May not be present on all systems.
  - 6 Magnet ramping cables pass through rampout on PP1 plate.
  - 7 RUNS(600 SERIES) Furnished with GE Magent.
  - 8 RUNS 823 To 833 Furnished Magnet Monitoring.
  - 9 Body Hybrid To Body Coil Connections depend on magnet field porllarity.
  - 10 Customer supplied telephone line for Insite Modem.
  - 11 Ethernet cable is customer supplied. RUN E3045 and modem may not be required if connection to Insite is provided through site ethernet connection.
  - 12 J1000 is on the Mounting Plate of the Magnet Side Kit (5339041)

